

QUARTERLY ONLINE JOB VACANCIES REPORT*

July 1st, 2017 – September 30th, 2017

Greater Sudbury
Manitoulin District
Sudbury District



**Sudbury
& Manitoulin**

Workforce Planning
Planification en
main-d'oeuvre

*This report was prepared by:
Workforce Planning for Sudbury & Manitoulin
for more information please contact us at:
705-675-5822 or go to our website at: www.planningourworkforce.ca*

This project is funded in part by the Government of Canada and the Government of Ontario



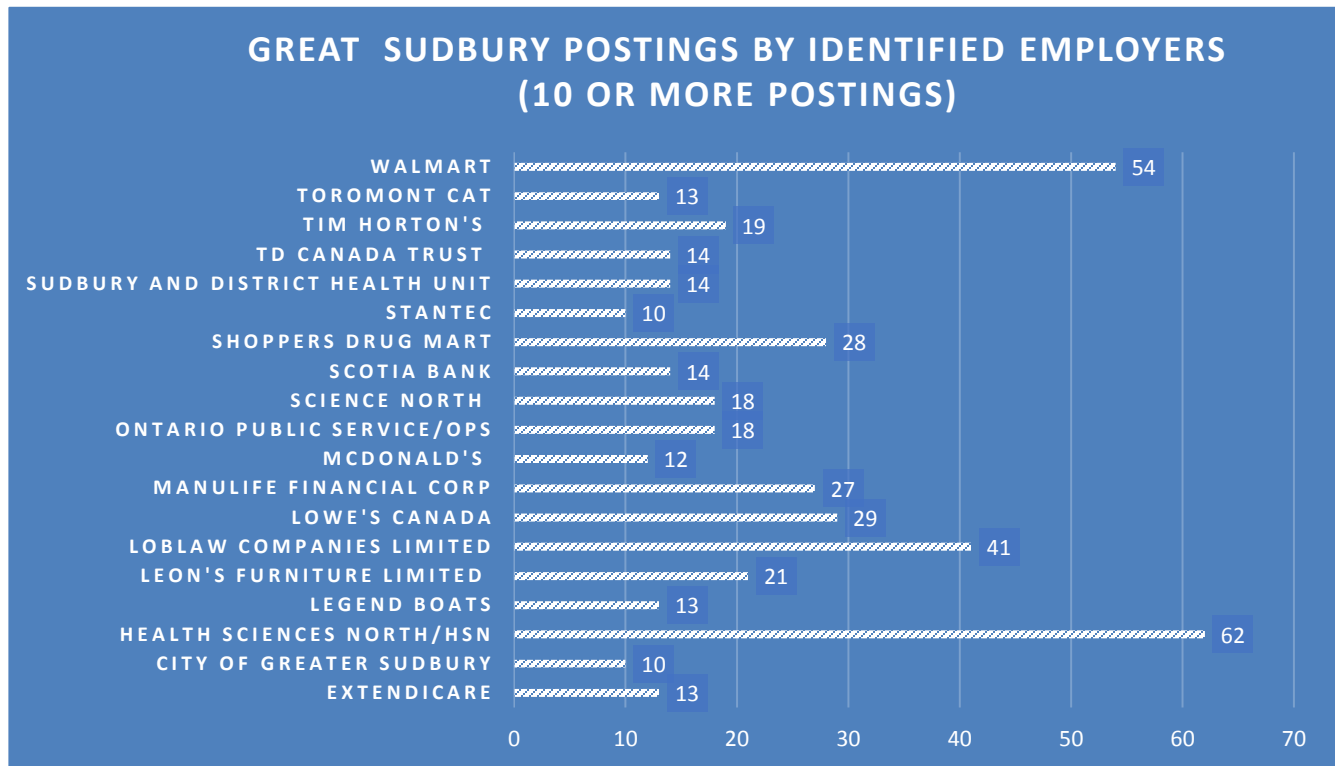
**All data comes from Vicinityjobs.com and includes aggregated and validated local data from credible job posting sites such as: Service Canada's Job Bank, Monster, Workopolis, HRCareers, and others such as large local employers' websites. Vicinityjobs.com estimates that this sample represents between 50-55% of all local jobs postings (as many employers do not use web-based services to recruit).*

QUARTERLY ONLINE JOB VACANCIES REPORT

Greater Sudbury

July 1, 2017 – September 30, 2017

2185 TOTAL NUMBER OF ONLINE JOB POSTINGS



TOP 6 INDUSTRIES BY # OF JOB POSTINGS

(by NAICS - North American Industry Classification System* and includes businesses with 10+ job postings)

RETAIL TRADE (NAICS 44-45)

273 postings

Department stores (61)
Furniture stores (54)
All other specialty food stores (41)
Pharmacies and drug stores (28)
Clothing stores (22)

HEALTH CARE & SOCIAL ASSISTANCE (NAICS 62)

133 postings

General (except paediatric) hospitals (84)
Home health care services (34)
Community care facilities for the elderly (13)

MANUFACTURING (NAICS 31-33)

98 postings

Boat building (13)

ACCOMMODATION & FOOD SERVICES (NAICS 72)

87 postings

Casino hotels (7)

PROFESSIONAL, SCIENTIFIC, TECHNICAL (NAICS 5)

80 postings

Environmental consulting services (16)
Engineering services (13)
Admin/general management consulting (11)
All other professional, scientific

FINANCE AND INSURANCE (NAICS 52)

76 postings

Insurance agencies and brokerages (30)
Corporate and institutional banking (23)
Personal and commercial banking (14)

10 OR MORE POSTINGS BY OCCUPATIONAL CATEGORIES

(by NOC – National Occupational Classification code)

SALES AND SERVICE OCCUPATIONS (NOC 6)

35.1% (768 postings)

Unidentified (155)

Retail sales (106)

Other customer and information services representatives (60)

Food counter attendants, kitchen helpers, and related support occupations (58)

Cooks (56)

Sales and account representatives (wholesale trade non-technical) (41)

Other sales related occupations (39)

Cashiers (33)

Light duty cleaners (25)

Food and beverage servers (22)

Financial sales representatives (22)

Store shelf stockers, clerks, and order fillers (16)

Security guards and related security service occupations (14)

Bakers (12)

Hotel front desk clerks (10)

Janitors, caretakers and building superintendents (10)

TRADES, TRANSPORT AND EQUIPMENT OPERATORS AND RELATED OCCUPATIONS (NOC 7)

12.4% (270 postings)

Unidentified (56)

Material handlers (25)

Automotive service technicians, truck and bus mechanics, and mechanical repairers (24)

Construction millwrights and mechanics (23)

Transport truck driver (20)

Delivery and courier service drivers (15)

Welders and related machine operators (13)

Heavy duty equipment mechanics (10)

BUSINESS, FINANCE AND ADMINISTRATION OCCUPATIONS (NOC 1)

11.1% (243 postings)

Unidentified (61)

Administrative assistants (38)

General office support workers (23)

Receptionists (14)

Professional occupations in advertising, marketing, and public relations (12)

Administrative officers (11)

Accounting and related clerks (11)

MANAGEMENT OCCUPATIONS (NOC 0)

10.2% (222 postings)

Unidentified (76)

Retail and wholesale trade managers (53)

Corporate sales managers (24)

Human resources managers (10)

Other administrative services managers (10)

OTHER/UNIDENTIFIED

9.3% (204 postings)

OCCUPATIONS IN EDUCATION, LAW, AND SOCIAL, COMMUNITY AND GOV'T SERVICES (NOC 4)

8.0% (174 postings)

Home support workers, housekeepers, and related occupations (52)
Early childhood educators and assistants (29)
University professors and lecturers (24)
Social and community service workers (19)

NATURAL AND APPLIED SCIENCES AND RELATED OCCUPATIONS (NOC 2)

5.9% (128 postings)

Unidentified (21)
Information systems, analysts, and consultants (10)
Civil engineers (10)

HEALTH OCCUPATIONS (NOC 3)

5.7% (125 postings)

Registered nurses and psychiatric nurses (24)
Other assisting occupations in support of health services (15)
Licensed practical nurses (11)
Unidentified (1)

OCCUPATIONS IN MANUFACTURING AND UTILITIES (NOC 9)

1.0% (32 postings)

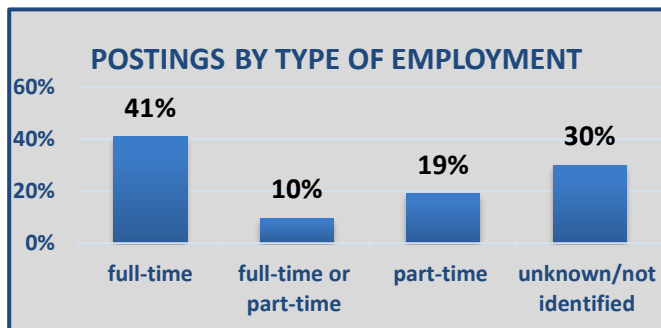
Other labourers in processing, manufacturing, and utilities (10)

OCCUPATIONS IN ART, CULTURE, RECREATION AND SPORT (NOC 5)

0.5% (11 postings)

No specific occupations posted 10+ more times

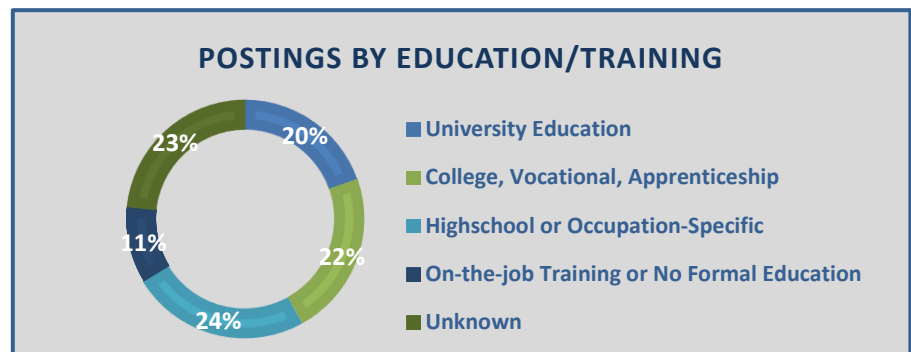
OTHER ONLINE JOB POSTING DATA



During the same 3-month period from July 1st, 2016 to September 30th, 2016, **1624** jobs were posted; that is 561 fewer job postings

From January 1st, 2017 to September 30th, 2017, 6,162 jobs have been posted

NOTE: There were 11,054 businesses in Greater Sudbury (June 2017)

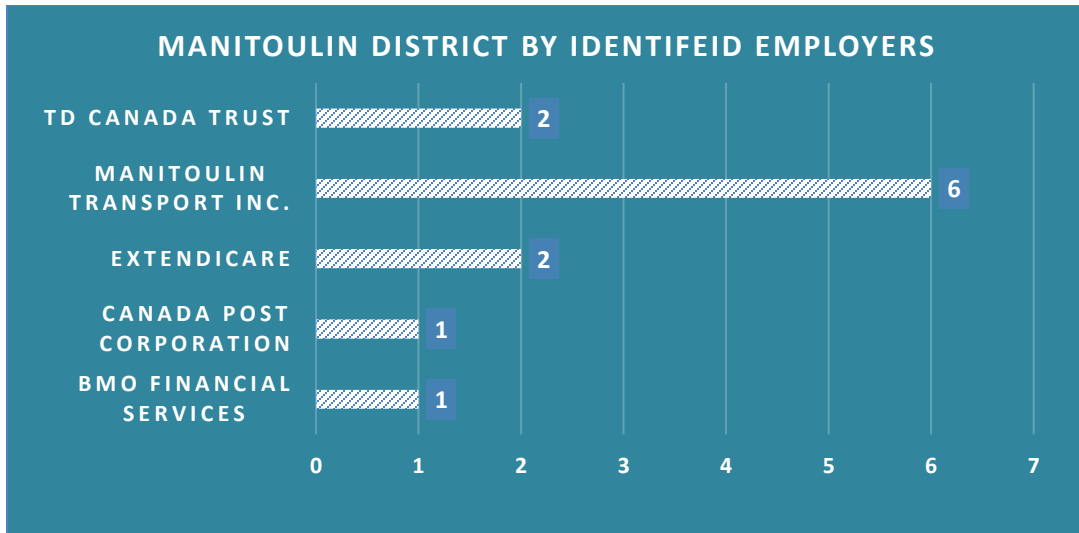


QUARTERLY ONLINE JOB VACANCIES REPORT

Manitoulin District

July 1st, 2017 – September 30th, 2017

29 TOTAL NUMBER OF ONLINE JOB POSTINGS



TOP 3 INDUSTRIES BY NUMBER OF JOB POSTINGS

(by NAICS - North American Industry Classification System*)

TRANSPORTATION AND WAREHOUSING (NAICS 48-49)

7 postings

General freight trucking, long distance, less than truck-load (6)
Postal service (1)

FINANCE AND INSURANCE (NAICS 52)

3 postings

Corporate and institutional banking industry (3)

HEALTH CARE AND SOCIAL ASSISTANCE (NAICS 62)

2 postings

Community care facilities for the elderly (2)

POSTINGS BY OCCUPATIONAL CATEGORIES

(by NOC – National Occupational Classification code)

SALES AND SERVICES OCCUPATIONS

17.2% (5 postings)

Other customer and information services representatives (3)
Sales and service (unidentified sub-category) (1)
Financial sales representatives (1)

OTHER/UNIDENTIFIED

20.7% (6 postings)

BUSINESS, FINANCE AND ADMINISTRATION OCCUPATIONS

17.2% (5 postings)

Accounting and related clerks (3)
Unidentified (1)
General office support workers (1)

HEALTH OCCUPATIONS

13.8% (4 postings)

Specialist physicians (1)
General practitioners and family physicians (1)
Allied primary health practitioners (1)
Licensed practical nurses (1)

OCCUPATIONS IN EDUCATION, LAW AND SOCIAL, COMMUNITY AND GOVERNMENT SERVICES

13.8% (4 postings)

Social and community service workers (2)
Home support workers, housekeepers and related occupations (2)

MANAGEMENT OCCUPATIONS

10.3% (3 postings)

Unidentified (3)

NATURAL AND APPLIED SCIENCES AND RELATED OCCUPATIONS

3.4% (1 posting)

Web designers and developers (1)

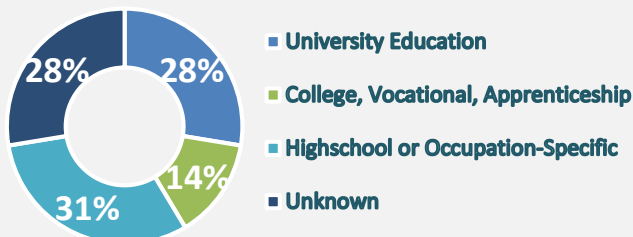
OCCUPATIONS IN ART, CULTURE, RECREATION AND SPORT

3.4% (1 posting)

Conservators and curators (1)

OTHER ONLINE JOB POSTING DATA

POSTINGS BY EDUCATION/TRAINING



24.1% of jobs posted were fulltime

During the same 3-month period from July 1st, 2016 to September 30th, 2016, 44 jobs were posted – in other words, 15 more jobs were posted last year during this same time

Since the beginning of this year, from January 1st, 2017 to September 30th, 2017, 107 jobs have been posted

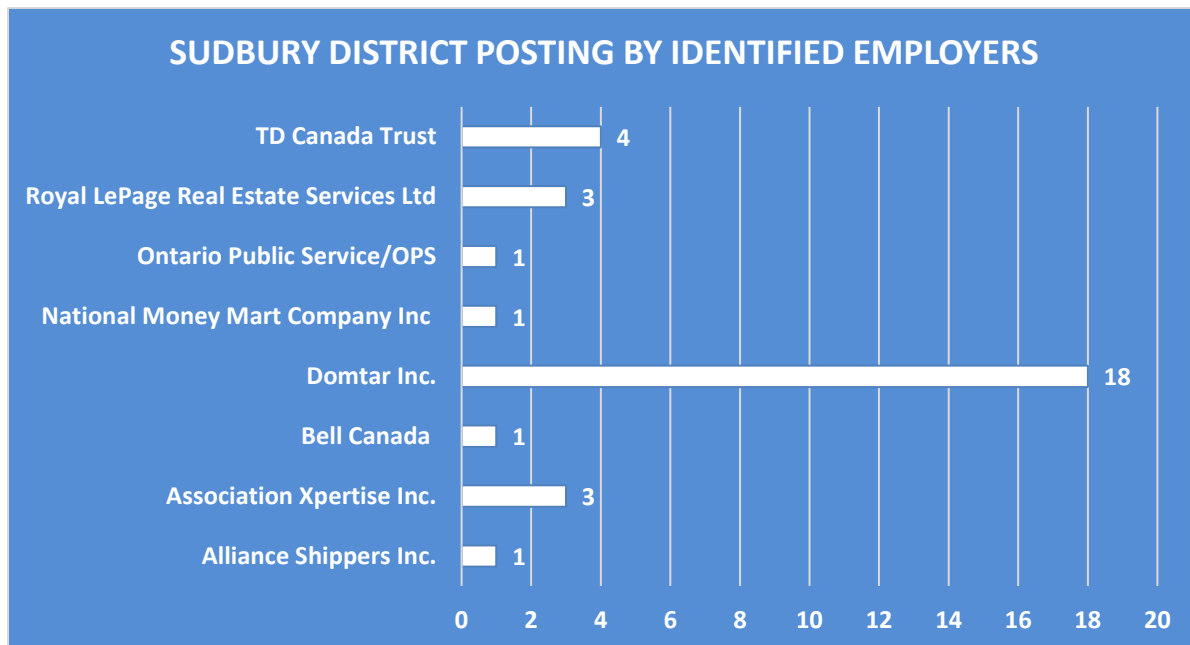
NOTE: there were 1,052 businesses in the Manitoulin District (June 2017)

QUARTERLY ONLINE JOB VACANCIES REPORT

District of Sudbury

July 1st, 2017 – September 30th, 2017

71 TOTAL NUMBER OF ONLINE JOB POSTINGS



TOP INDUSTRIES BY HIGHEST # OF JOB POSTINGS

(by NAICS - North American Industry Classification System*)

MANUFACTURING (NAICS 31-33)

18 postings

Paper (except newsprint) mills (18)

FINANCE AND INSURANCE (NAICS 52)

5 postings

Corporate and institutional banking industry (4)
All other non-depository credit intermediation (1)

PROFESSIONAL, SCIENTIFIC, TECHNICAL (NAICS 54)

3 postings

Admin management & general management consulting (3)

REAL ESTATE AND RENTAL AND LEASING (NAICS 52)

3 postings

(Industry-specific information not available)

ACCOMMODATION AND FOOD SERVICES (NAICS 72)

2 postings

Casino hotels (2)

TRANSPORTATION AND WAREHOUSING (NAICS 48-49)

2 postings

Other freight transportation arrangement (1)

INFORMATION AND CULTURAL INDUSTRIES (NAICS 51)

1 posting

CONSTRUCTIONS (NAICS 23)

1 posting

PUBLIC ADMINISTRATION (NAICS 91)

1 posting

POSTINGS BY OCCUPATIONAL CATEGORIES

(by NOC – National Occupational Classification code)

SALES AND SERVICE OCCUPATIONS

23.9% (17 postings)

- Other customer and information services representatives (6)
- Specialized cleaners (3)
- Real estate agents and salespersons (2)
- Sales and account representatives – wholesale trade (non-technical) (1)
- Retail salespersons (2)
- Customer services representatives – financial institutions (1)
- Pet groomers and animal care workers (1)

TRADES, TRANSPORT AND EQUIPMENT OPERATORS AND RELATED OCCUPATIONS

21.1% (15 postings)

- Unidentified (4)
- Construction millwrights and industrial mechanics (4)
- Taxi and limousine drivers and chauffeurs (3)
- Steamfitters, pipefitters and sprinkler system installers (2)
- Automotive service technicians, truck and bus mechanics and mechanical repairers (1)
- Heavy equipment operators (except crane) (1)

MANAGEMENT OCCUPATIONS

16.9 (12 postings)

- Unidentified (3)
- Managers in transportation (3)
- Retail and wholesale trade managers (2)
- Facility operation and maintenance managers (2)
- Advertising, marketing, public relations managers (1)
- Other administrative services managers (1)

BUSINESS, FINANCE AND ADMINISTRATION OCCUPATIONS

9.9% (7 postings)

- Dispatchers (2)
- Unidentified (1)
- Financial auditors and accountants (1)
- Supervisors, supply chain, tracking, scheduling coordination occupations (1)
- Administrative officers (1)
- Administrative assistants (1)

NATURAL AND APPLIED SCIENCES AND RELATED OCCUPATIONS

9.9% (7 postings)

- Unidentified (5)
- Information system analysts and consultants (2)

OTHER/UNIDENTIFIED

7.0% (5 postings)

OCCUPATIONS IN EDUCATION, LAW AND SOCIAL, COMMUNITY AND GOVERNMENT SERVICES

3.6% (3 postings)

- Early childhood educators and assistants (1)
- Non-commissioned ranks of the Canadian Forces (1)
- Home support workers, housekeepers and related occupations (1)

NATURAL RESOURCES, AGRICULTURE AND RELATED PRODUCTION OCCUPATIONS

4.2% (3 postings)

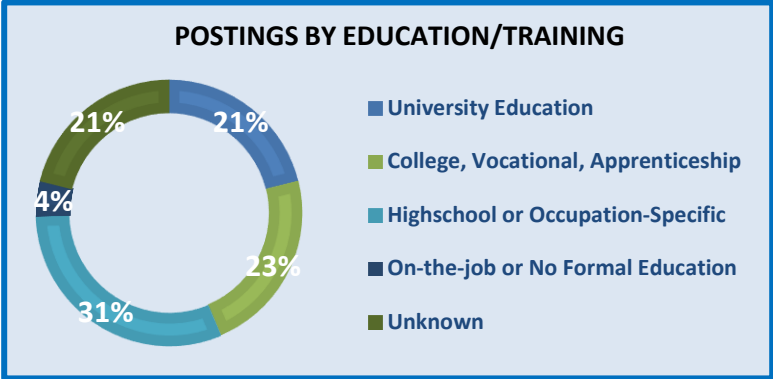
- Nursery and greenhouse workers (2)
- Underground mine service and support workers (1)

OCCUPATIONS IN MANUFACTURING AND UTILITIES

2.8% (2 postings)

- Supervisors, forest products processing (2)

OTHER ONLINE JOB POSTING DATA



Only 23.9% of jobs posted were fulltime

During the same 3-month period from July 1st, 2016 to September 30th, 2016, only 53 jobs were posted; that is 18 fewer job postings

Since the beginning of this year, from January 1st, 2017 to September 30th, 2017, 250 jobs have been posted

NOTE: there are 1,482 businesses in the Sudbury District (June 2017)



**link to Statistics Canada North American Industry Classification System (NAICS) Canada 2017 version: <http://www23.statcan.gc.ca/imdb/p3VD.pl?Function=getVD&TVD=307532>*